



Government of India

DEPARTMENT OF PENSION & PENSIONERS' WELFARE



MeitY
Government of India

Enhancing Ease of Submitting Digital Life Certificate through Face Authentication Technique based on UIDAI Aadhaar software for Digital Life Certificate submission by pensioners using only a smartphone.

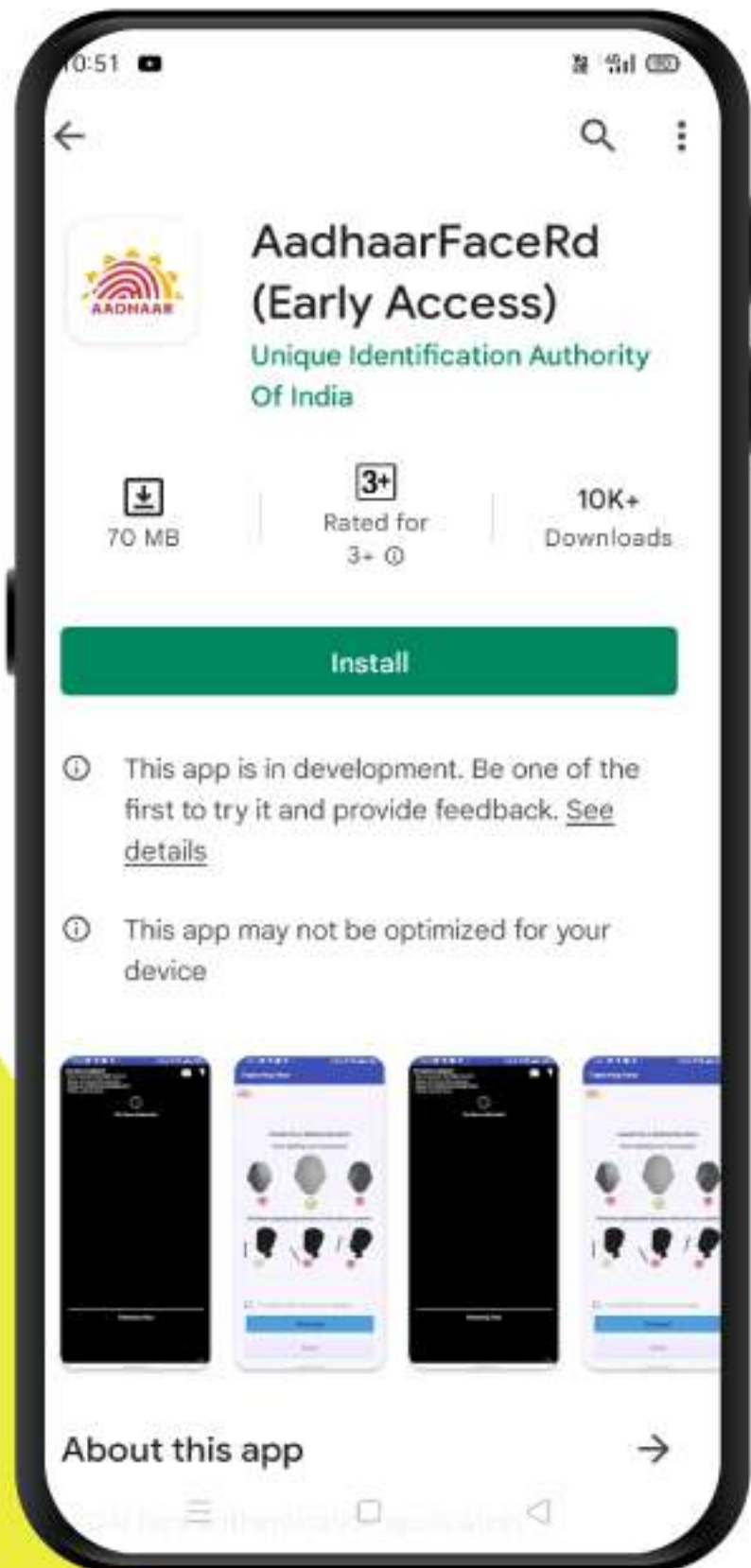
Process flow as given below:-



Government of India

DEPARTMENT OF PENSION & PENSIONERS' WELFARE

**Process to submit life certificate through
"FACE AUTHENTICATION" launched by UIDAI**



STEP-1

Download 
AadhaarFaceRd App
from Google Play Store

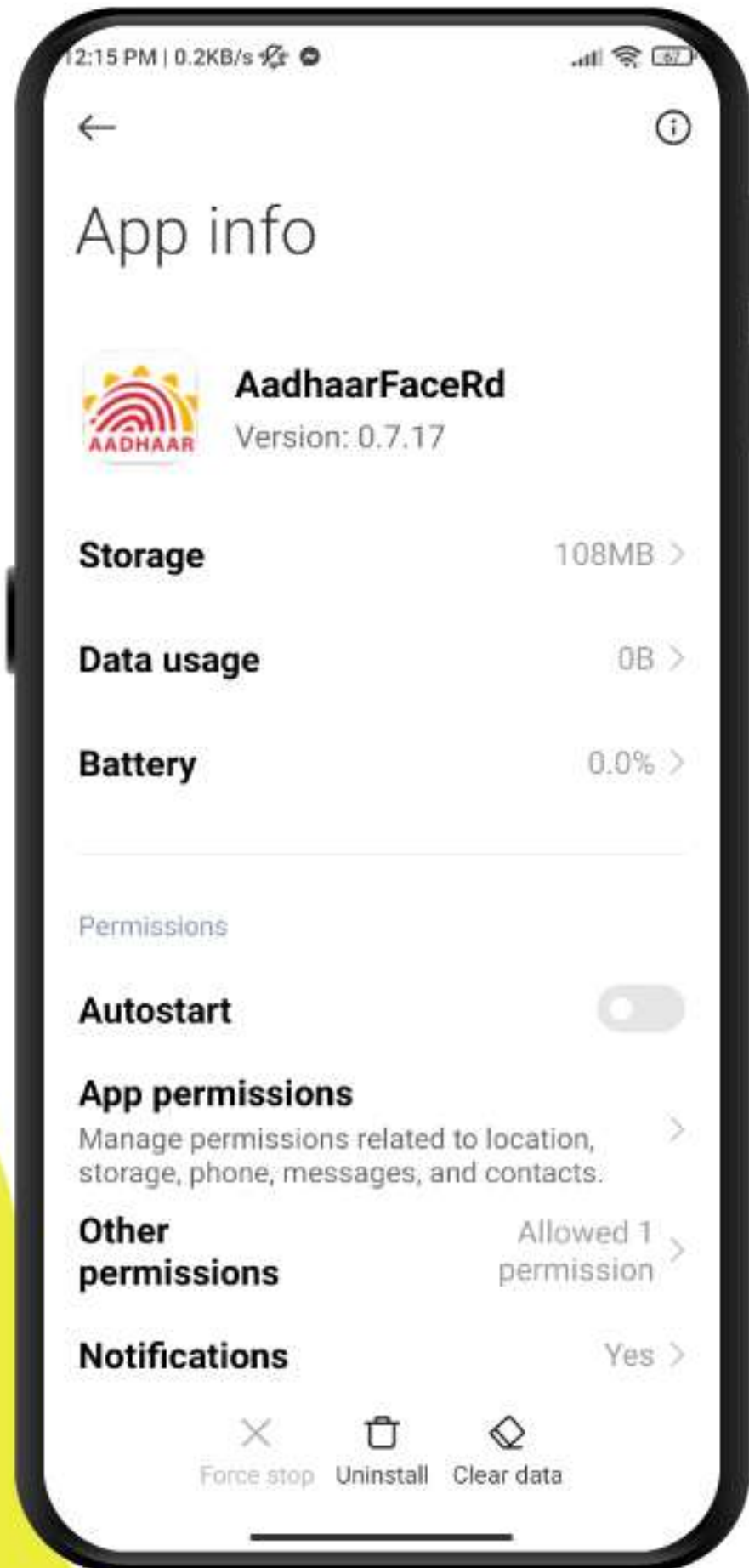


<https://play.google.com/store/apps/details?id=in.gov.uidai.facerd>

***NOTE-This Application is for Android Users only.**



Government of India
DEPARTMENT OF PENSION & PENSIONERS' WELFARE



STEP-2

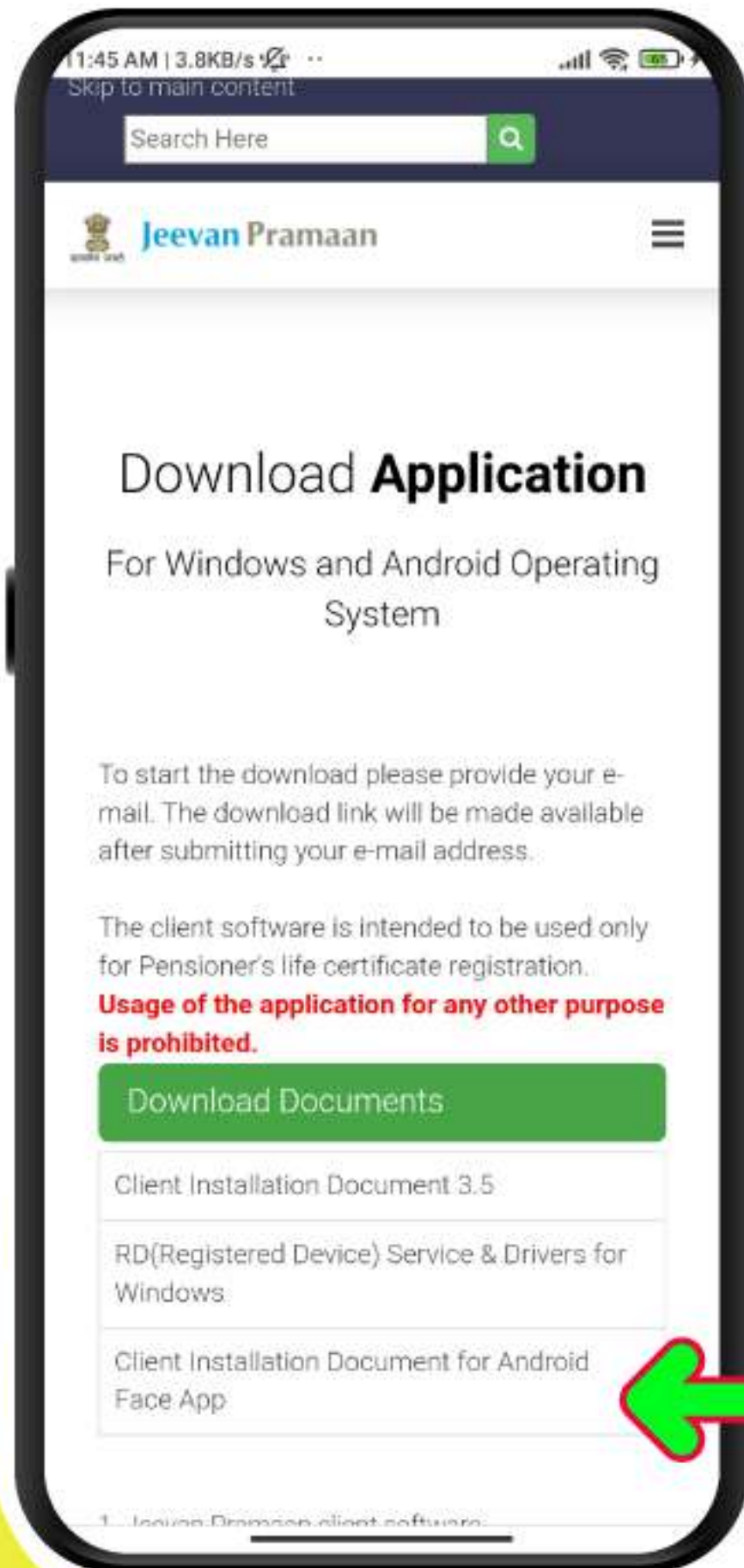
After the Rd service is installed it will be visible in Settings



App Info as shown in screenshot.



Government of India
DEPARTMENT OF PENSION & PENSIONERS' WELFARE



STEP-3

Download Jeevan Pramaan Face Application from

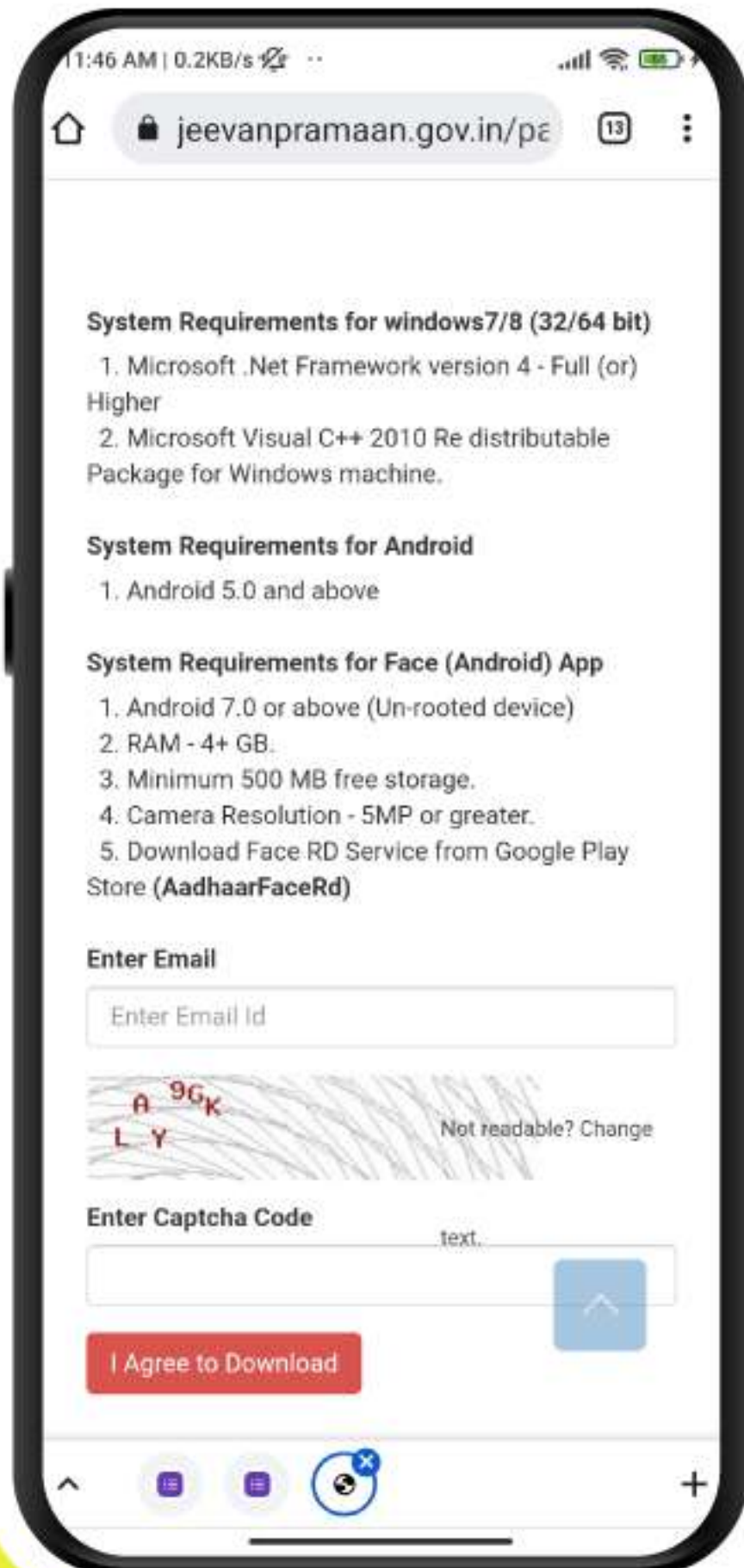


<https://jeevanpramaan.gov.in/package/download>

Click on Client Installation Document for Android Face App.



Government of India
DEPARTMENT OF PENSION & PENSIONERS' WELFARE



STEP-4

Provide required information -> a link will be sent to the mail ID provided -> Click on link -> file gets downloaded in downloads. click on file to install app



Government of India
DEPARTMENT OF PENSION & PENSIONERS' WELFARE

11:27 AM | 1.9KB/s

Jeevan Pramaan 3.6 Powered by

English

Operator Authentication

Aadhaar Virtual ID

Enter Aadhaar

*

Enter Mobile Number

*

Enter Email Address

Submit

Jeevan Pramaan Client App

SS

STEP-5

Open app -> give required permissions-> this opens a screen for Operator Authentication-> give required information -> **submit**-> enter OTP-> Scan face of operator-> on being successful, pop-up will appear "Client registration successful"



Government of India
DEPARTMENT OF PENSION & PENSIONERS' WELFARE

STEP-6

Note

- 1. The operator authentication is a one time process.**
- 2. Pensioner can also be the Operator.**
- 3. After operator authentication, a screen will open for pensioner authentication.**
- 4. One operator can generate DLC of multiple pensioners.**



Government of India
DEPARTMENT OF PENSION & PENSIONERS' WELFARE

11:28 AM | 0.0KB/s

Jeevan Pramaan 3.6 Powered by

English

Pensioner Authentication

Aadhaar Virtual ID

Enter Aadhaar

* 4288939*****

Enter Mobile Number

* 98733*****

Enter Email Address

Enter OTP

16*****

Resend OTP Submit

Jeevan Pramaan Client Application is

SS

STEP-7

Pensioner Authentication
- Fill in required
details-> submit ->
Enter OTP -> submit



Government of India
DEPARTMENT OF PENSION & PENSIONERS' WELFARE

11:29 AM | 0.7KB/s | 88%

Jeevan Pramaan 3.6 Powered by

* Full Name as in Aadhaar

Type of Pension --Select Categ...
Sanctioning Authority --Select Author...
Disbursing Agency
Agency

* PPO Number

* Account Number(pension)

* Re-Employed YES No
* Re-Marriage YES No

I certify that above declarations are true and accurate.

I understand and agree that any false or miss-leading information will justify a denial of pension and shall be liable for disciplinary action against me.

Cancel Submit

STEP-8

Fill in all the details as shown on the screen correctly, Click on both the checkboxes and submit.

Note:- Incorrect information may lead to non-updation of DLC at Pension Disbursing Office



Government of India
DEPARTMENT OF PENSION & PENSIONERS' WELFARE

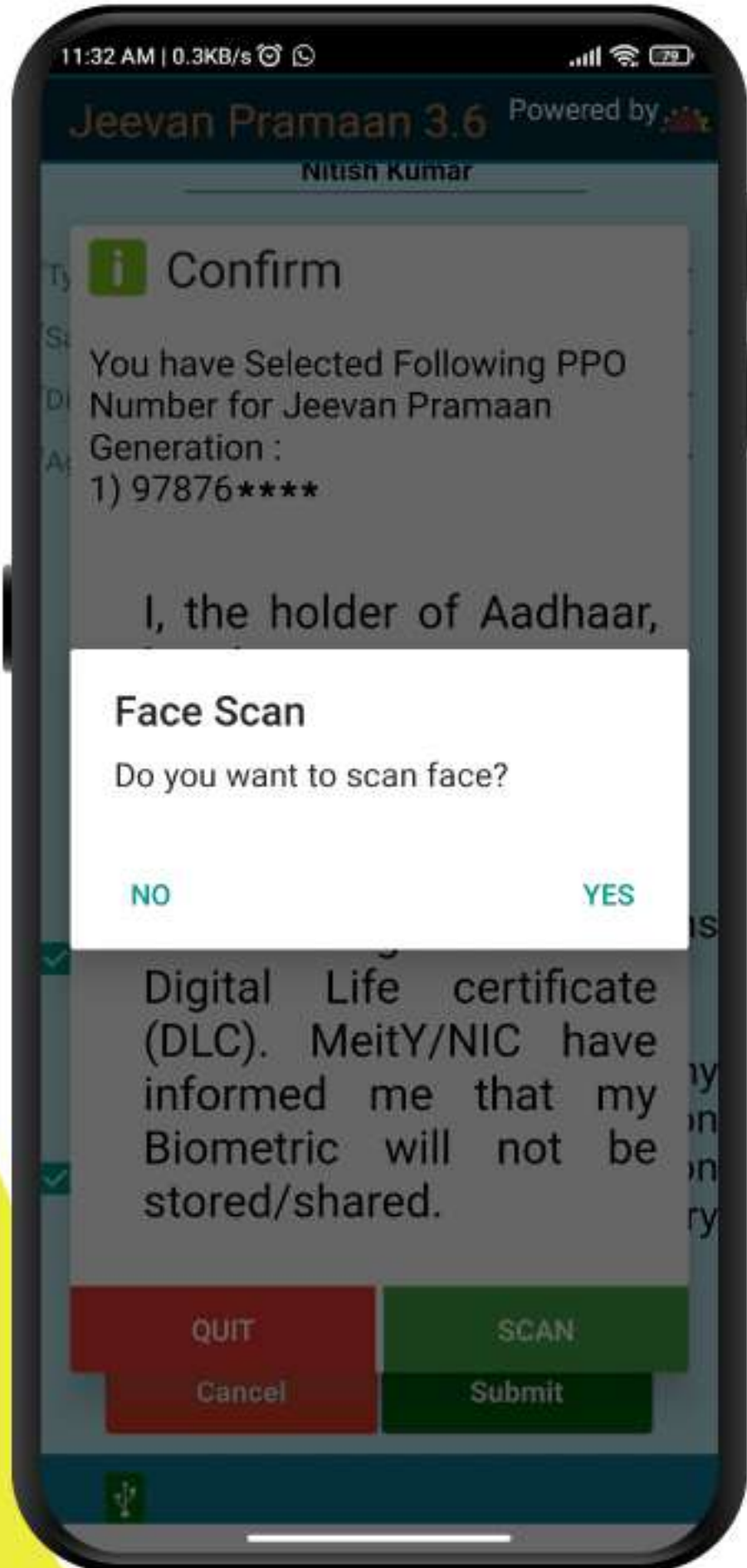


STEP-9

**Click on the checkbox
and scan for live
photograph.**



Government of India
DEPARTMENT OF PENSION & PENSIONERS' WELFARE




STEP-10

In this pop-up window select **“yes”** to continue with the scan process.



Government of India
DEPARTMENT OF PENSION & PENSIONERS' WELFARE




STEP-11

**Click on the
checkbox and
proceed.**



Government of India
DEPARTMENT OF PENSION & PENSIONERS' WELFARE

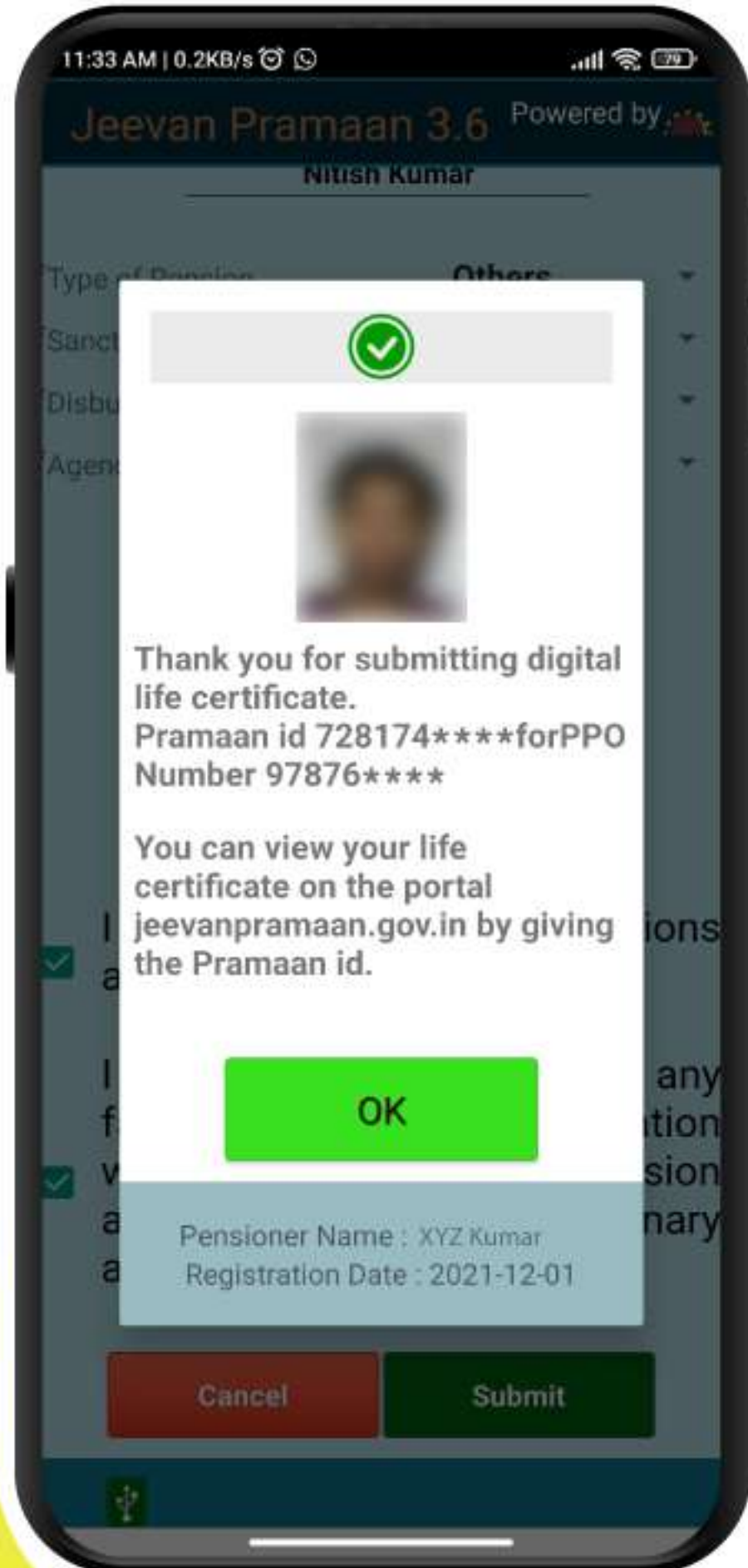


STEP-12

While doing Face Authentication keep your face straight and follow the instructions shown on screen.



Government of India
DEPARTMENT OF PENSION & PENSIONERS' WELFARE



STEP-13

**After face scanning
DLC submission
appears on the
mobile screen along
with the Pramaan ID
and PPO no.**

***For queries mail us at dlc-doppw@gov.in**